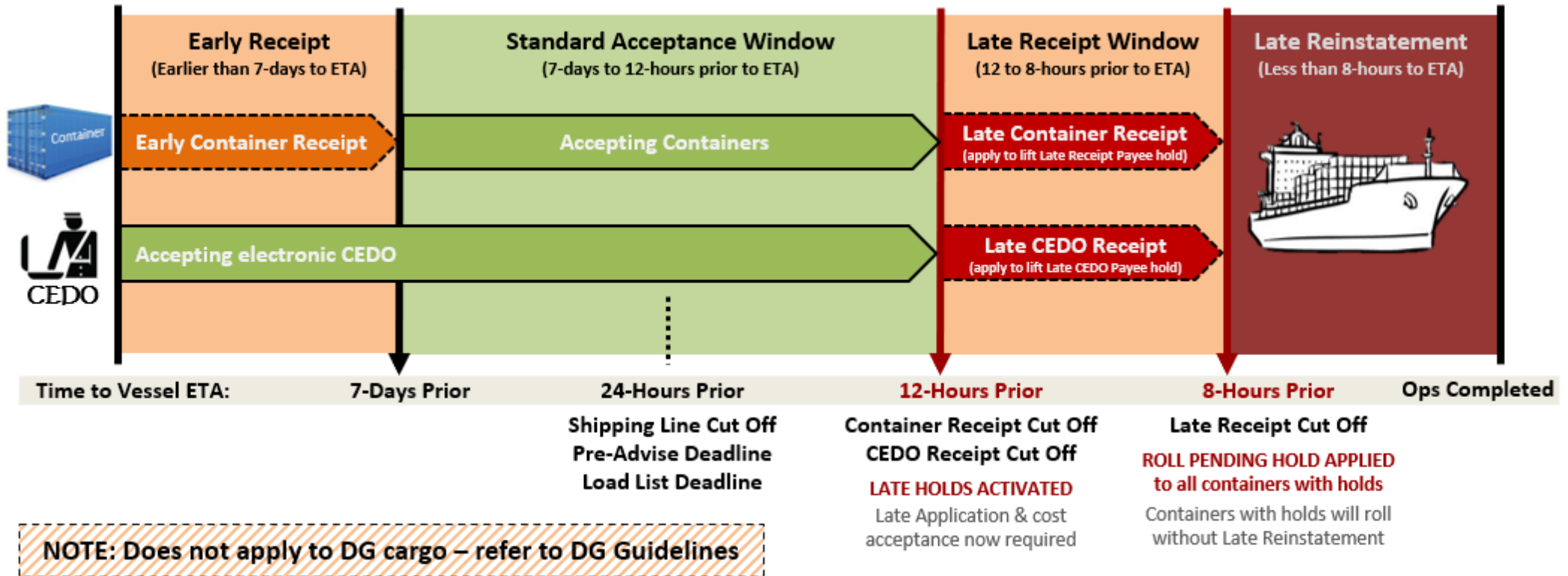


## SUMMARY: LYTTTELTON CONTAINER TERMINAL CARGO RECEIPT & CUTOFF TIMES



**LCT Cargo Acceptance Times Report:** Containers & CEDOs must reach LCT within the Standard Acceptance timeframes published in this report.

Report available 3 times per day for download at:

<http://www.lpc.co.nz/lpc/shipping-schedule/>

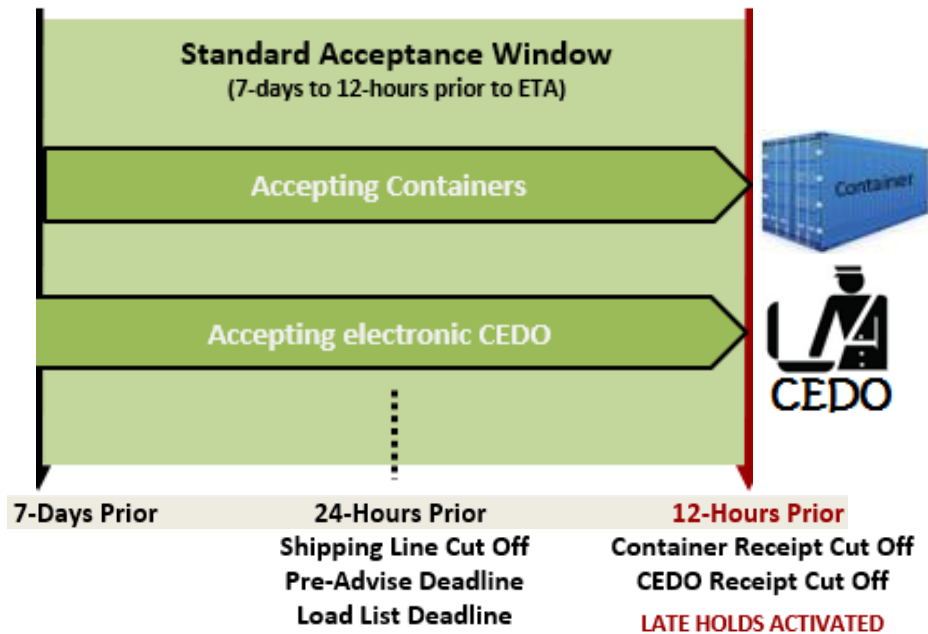
**Lyttelton Container Terminal**

This report is published 3 times per day at 09:30, 13:30 and 18:30.  
Acceptance times are based on known vessel ETA at time of publication

\* Currently accepting cargo for the following vessels:

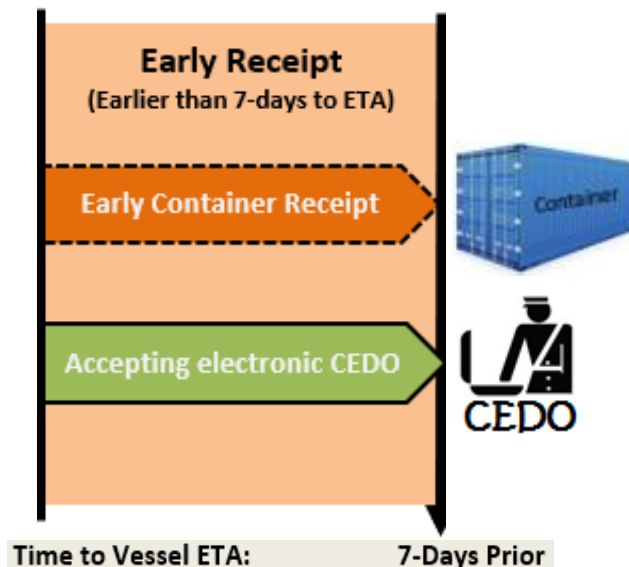
Visit Number	Vessel Name	O/B Voyage	ETA Date & Time	Begin Receive Date & Time	Cut Off Date & Time

## STANDARD CARGO ACCEPTANCE WINDOW & CUT OFF



The Standard Acceptance window for non-hazardous containers begins 7-days prior to vessel ETA and ends 12-hours prior to vessel ETA.

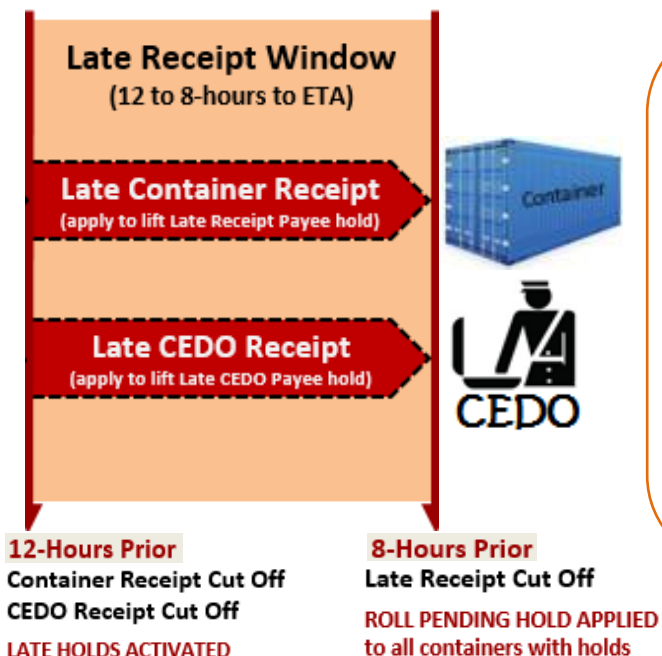
- **Pre-Advise deadline** is 24-hours prior to vessel ETA – all containers must be correctly Pre-Advised with a valid VGM by this time to enable gate-in by road/rail
- **Load List deadline** for Shipping Lines is 24-hours prior to vessel ETA
- **Cargo Acceptance will Cut Off** 12-hours prior to vessel ETA – containers that are not in the Terminal yard by this time will attract the Late Receipt Payee hold which will prevent them from gating-in and loading onto the vessel (refer to Late Receipt section below)
- **CEDO Receipt will Cut Off** 12-hours prior to vessel ETA – containers missing a valid CEDO by this time will attract the Late CEDO Payee hold which will prevent them loading onto the vessel (refer to Late Receipt section below)



Gate-in earlier than the Standard Acceptance Window requires pre-approval by application.

- Charges apply for early gate-in. An early receipt fee, demurrage and applicable reefer power & monitoring fees will apply as per the current rules relating to export demurrage
- To gate-in early, complete in full and follow the instructions on the **Application for Early Receipt** form available online at: <https://www.lpc.co.nz/customer-portal/container-terminal/>
- Early gate-in is not available for Hazardous Cargo – this cargo may not dwell longer than its class permits (refer DG Guidelines for Customers <https://www.lpc.co.nz/customer-portal/container-terminal/>)

## LATE RECEIPT WINDOW & CUT OFF



To send a Container or a CEDO to port after the Standard Acceptance Cut Off requires pre-approval by application.

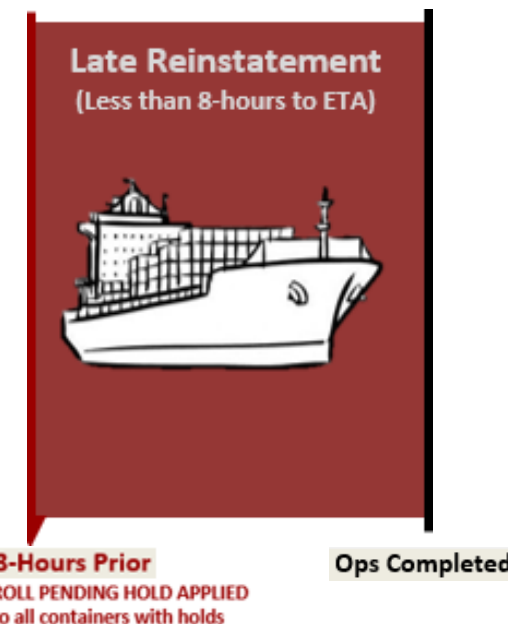
- Charges apply to lift a Late Receipt and/or Late CEDO Payee hold to load as booked
- Complete in full and follow the instructions on the **Application for Late Arrival/Late CEDO** form available online at: <https://www.lpc.co.nz/customer-portal/container-terminal/>
- Late Container Receipt period is between 12 to 8-hours prior to vessel arrival
- Late CEDO Receipt period is between 12 to 8-hours prior to vessel arrival
- Late Receipt Cut Off is 8-hours prior to vessel arrival. Containers that do not have Late Receipt/Late CEDO approval 8-hours prior to vessel arrival will be automatically rolled off the vessel and the Late Reinstatement process outlined below applies

## LATE REINSTATEMENT

Late Reinstatement requires approval by application once the Roll Pending hold is triggered.

This application process is only for containers that have an active Roll Pending hold.

- Charges apply to lift a Roll Pending hold along with each active late hold that is in place
- Complete in full and follow the instructions on the **Application for Late Reinstatement** form available online at: <http://www.lpc.co.nz/our-services/container-terminal/>
- Applications must only be sent to LPC by the Shipping Line, applications received from any other parties will be rejected



## HOLDS & BILLING



### LATE RECEIPT PAYEE hold

- Prevents a full container gating in and loading the vessel at port once the 12-hour cut-off time is reached
- An Application for Late Receipt completed in full with charge acceptance is required to lift this hold and enable a late gate-in
- If this hold is still in place 8-hours prior to ETA the Roll Pending hold will trigger



### LATE CEDO PAYEE hold

- Prevents a full container loading the vessel when the CEDO has not been received prior to the 12-hour cut-off
- **Full** containers: an Application for Late CEDO completed in full with charge acceptance is required to lift this hold
- **Empty** containers: a Late CEDO charge will auto-generate to the Shipping Line
- If this hold is still in place 8-hours prior to ETA the Roll Pending hold will trigger

### ROLL PENDING hold

- The Roll Pending hold is triggered when there are still active holds in place 8-hours prior to vessel ETA – this hold means that without a Late Reinstatement approval the container will be rolled off the vessel loadlist
- Containers that roll while in the Terminal yard will be subject to a Roll fee that defaults to the Shipping Line account unless a written charge acceptance is received from another account holder
- To lift the Roll Pending hold a fully completed Late Reinstatement application must be received by LPC *from the Shipping Line* – the Late Reinstatement charge will default to the Shipping Line account
- An application for Late Receipt and/or Late CEDO completed in full with charge acceptance is also be required to lift these holds

