

# Customer Notice – LPC Container Operations Update

## Monday 18<sup>TH</sup> August 2025



### OVERALL STATUS – LCT

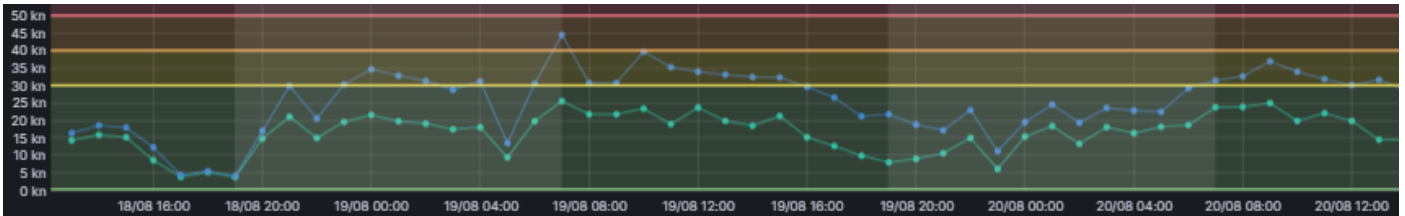
#### PORT OPERATIONS

- All areas of LCT are currently working well.
- High winds are expected from midnight 18/08 until midday 20/08. will advise of closures via VBS.
- The weekly operation updates are now available on the LPC Website. Click [here](#) for the Container operation updates.

#### VESSEL SCHEDULE + CARGO ACCEPTANCE

- Click [here](#) for the current vessel schedule.
- Click [here](#) for the most up to date cargo acceptance report which is updated at 0930, 1330 and 1830hrs daily.

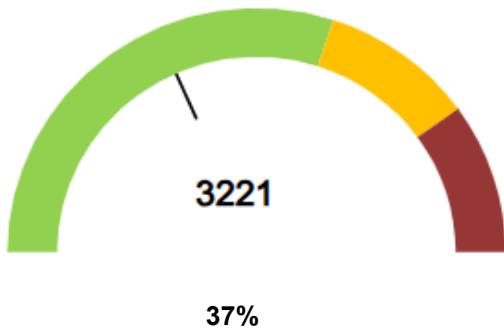
### CURRENT WEATHER



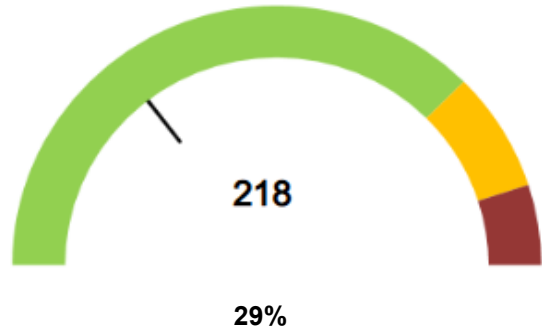
- High winds are expected from midnight 18/08 until midday 20/08. will advise of closures via VBS.

### YARD CAPACITY + DWELL TIME

Main Yard Volume (TEU)

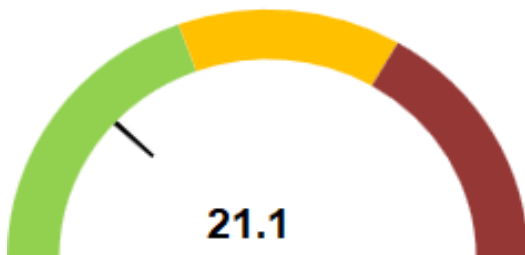


Reefers in Yard

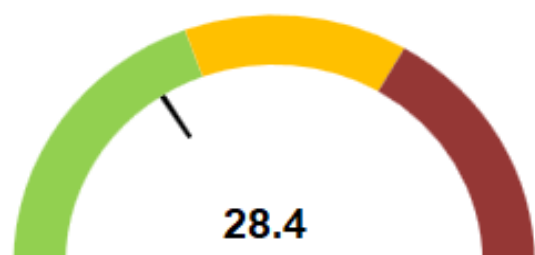


### TRUCK TURN TIMES

Average Truck turn time (mins)  
Main Gate



Average Truck turn time (mins)  
East Gate



Please visit our website or contact our customer service team for real-time updates and further information.

- Customer Services – [customerservices@lpc.co.nz](mailto:customerservices@lpc.co.nz) or 03 328 7987
- VBS – [vbs@lpc.co.nz](mailto:vbs@lpc.co.nz) or 03 328 7976

# Customer Notice – LPC Container Operations Update

## Monday 18<sup>TH</sup> August 2025

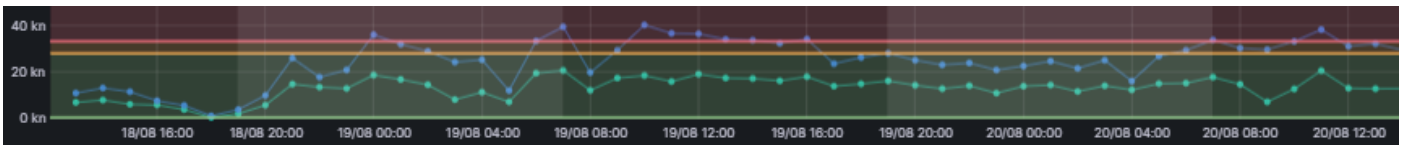


### OVERALL STATUS – INLAND PORTS

<p><b>CITY DEPOT</b></p> <ul style="list-style-type: none"> <li>Transporters - Please continue to check the VBS notification page for low stock before sending trucks for collection.</li> <li>High winds expected from midnight 18/08 until midday 20/08. will advise of closures via VBS.</li> </ul>	<p><b>MIDLAND PORT</b></p> <ul style="list-style-type: none"> <li>There are currently both drop off and pick up bookings available throughout the remainder of today.</li> <li>High winds expected from midnight 18/08 until midday 20/08. will advise of closures via VBS.</li> </ul>
--	--

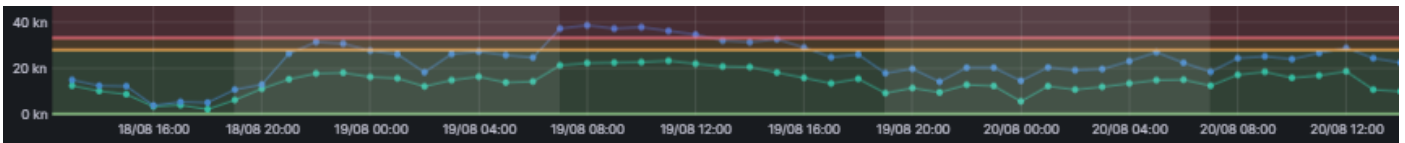
### CURRENT WEATHER

#### CITY DEPOT



- High winds are expected from midnight 18/08 until midday 20/08. will advise of closures via VBS.

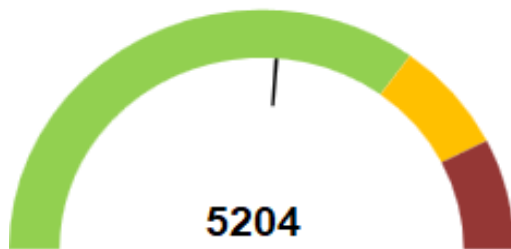
#### MIDLAND PORT



- High winds are expected from midnight 18/08 until midday 20/08. will advise of closures via VBS.

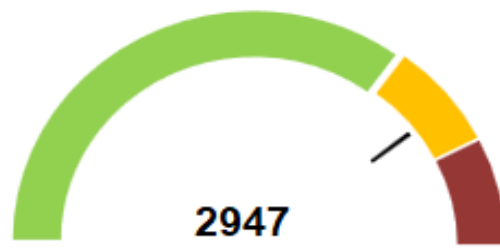
### YARD CAPACITY

City Depot Yard Utilisation (TEU)



52%

Midland Depot Yard Utilisation (TEU)



73%

Please visit our website or contact our Inland Ports customer service team for real-time updates and further information.

- CityDepot – [citydepotteam@lpc.co.nz](mailto:citydepotteam@lpc.co.nz) or 03 328 7987
- Midland Ops – [midlandops@lpc.co.nz](mailto:midlandops@lpc.co.nz) or 03 328 7850