

# Customer Notice – LPC Container Operations Update

## Monday 25<sup>th</sup> August 2025



### OVERALL STATUS – LCT

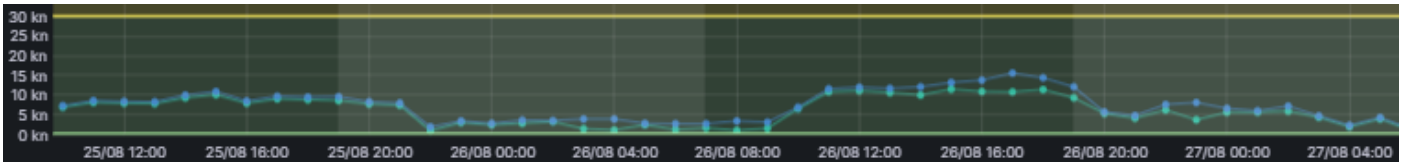
#### PORT OPERATIONS

- All areas of LCT are currently working well.
- LCT Operations will be closed from 2100hrs on Saturday 30<sup>th</sup> until 1000hrs Sunday 31/08 due to LPC System Upgrade.
- The weekly operation updates are now available on the LPC Website. Click [here](#) for the Container operation updates.

#### VESSEL SCHEDULE + CARGO ACCEPTANCE

- Click [here](#) for the current vessel schedule.
- Click [here](#) for the most up to date cargo acceptance report which is updated at 0930, 1330 and 1830hrs daily.

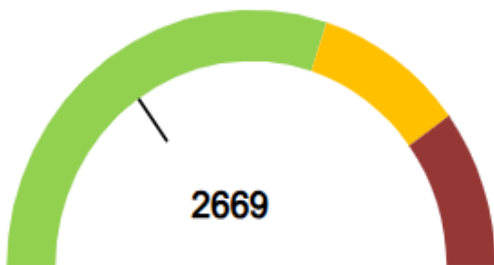
### CURRENT WEATHER



- *There are no high winds currently expected throughout this week.*

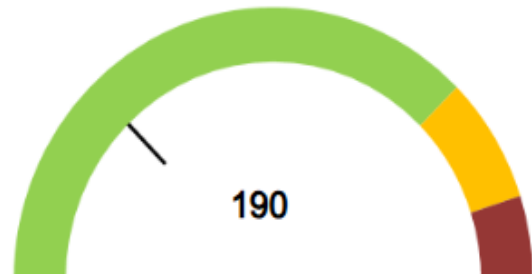
### YARD CAPACITY + DWELL TIME

Main Yard Volume (TEU)



30%

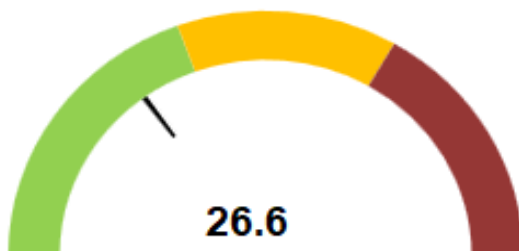
Reefers in Yard



25%

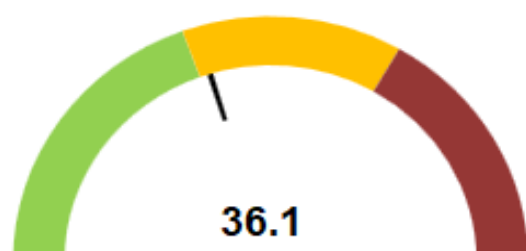
### TRUCK TURN TIMES

Average Truck turn time (mins)  
Main Gate



26.6

Average Truck turn time (mins)  
East Gate



36.1

Please visit our website or contact our customer service team for real-time updates and further information.

- Customer Services – [customerservices@lpc.co.nz](mailto:customerservices@lpc.co.nz) or 03 328 7987
- VBS – [vbs@lpc.co.nz](mailto:vbs@lpc.co.nz) or 03 328 7976

# Customer Notice – LPC Container Operations Update

## Monday 25<sup>th</sup> August 2025



### OVERALL STATUS – INLAND PORTS

#### CITY DEPOT

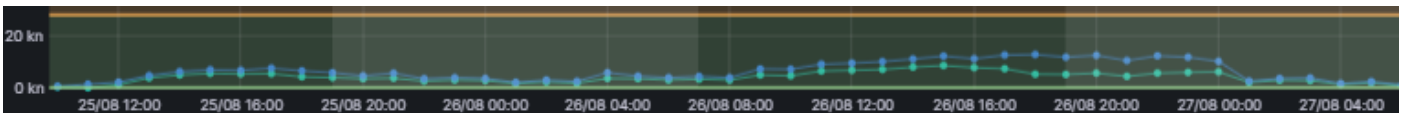
- Transporters - Please continue to check the VBS notification page for low stock before sending trucks for collection.

#### MIDLAND PORT

- There are currently both drop off and pick up bookings available throughout the remainder of today.

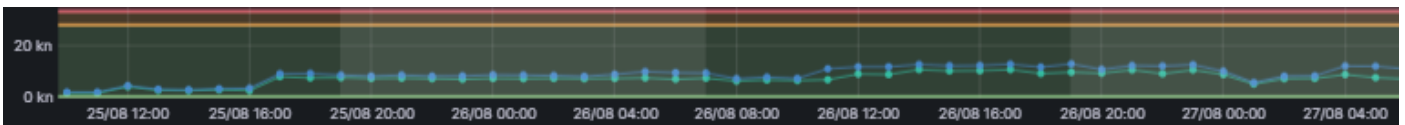
### CURRENT WEATHER

#### CITY DEPOT



- *There are no high winds currently expected throughout this week.*

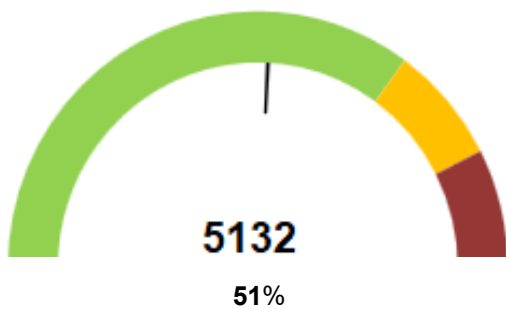
#### MIDLAND PORT



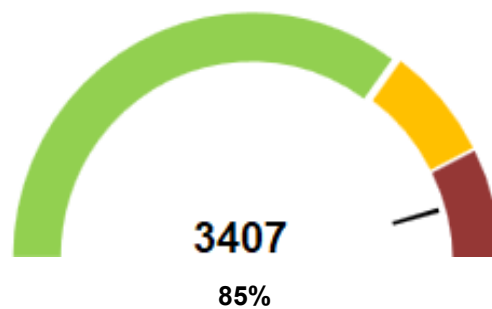
- *There are no high winds currently expected throughout this week.*

### YARD CAPACITY

City Depot Yard Utilisation (TEU)



Midland Depot Yard Utilisation (TEU)



Please visit our website or contact our Inland Ports customer service team for real-time updates and further information.

- CityDepot – [citydepotteam@lpc.co.nz](mailto:citydepotteam@lpc.co.nz) or 03 328 7987
- Midland Ops – [midlandops@lpc.co.nz](mailto:midlandops@lpc.co.nz) or 03 328 7850